

Serie 030

CONNESSIONI AUTOMOTIVE


Terminali + connettori

Connettori: PBT
 Terminale maschio: ottone
 Terminale femmina: lega di rame
 Temperature di lavoro: -40°C ~ +85°C
 Tensione di lavoro: 5mV/A
 Resistenza isolante: 800mΩ
 Resistenza dielettrica: 1000V
 Sezioni cavi per terminali: 26AWG~22AWG
 Maximum electric current: 3A

DISPONIBILE ANCHE IL 6 VIE

TERMINALE FEMMINA **F**

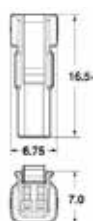
TERMINALE MASCHIO **M**



RIF	CODICE	SEZIONE CAVI	MATERIALE	FINITURA	CONF.	H	W	L	E
		A.W.G							
F	EI211A1000	26-22	KS	PreStagnato	8000	1.4	22	11.7	6.0
M	EI101A1000	26-22	BS	PreStagnato	8000	0.8	0.64	20.0	7.6

CONNETTORE PORTA FEMMINA

E3202A1004
2VIE



A

CONNETTORE PORTA MASCHIO

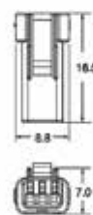
E3102A1004
2VIE



B

CONNETTORE PORTA FEMMINA

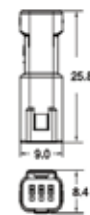
E3203A1004
3VIE



C

CONNETTORE PORTA MASCHIO

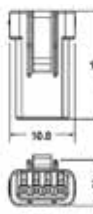
E3103A1004
3VIE



D

CONNETTORE PORTA FEMMINA

E3204A1004
4VIE



E

CONNETTORE PORTA MASCHIO

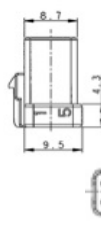
E3104A1004
4VIE



F

CONNETTORE PORTA FEMMINA

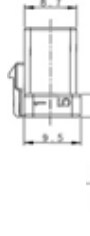
E3208A1004
8VIE



G

CONNETTORE PORTA MASCHIO

E3108A1004
8VIE



H

RIF	CODICE	MATERIALE	COLORE	TERMINALE	L	H	W	CONF.	NOTE
B	E3102A1004	PBT	Bianco	EI101A1000	15.7	8.1	7.05	100	
A	E3202A1004	PBT	Bianco	EI211A1000	16.5	7.0	6.75	200	
D	E3103A1004	PBT	Bianco	EI101A1000	25.8	8.4	9.0	100	
C	E3203A1004	PBT	Bianco	EI211A1000	16.5	7.0	8.8	100	
F	E3104A1004	PBT	Bianco	EI101A1000	25.8	8.4	11.0	100	
E	E3204A1004	PBT	Bianco	EI211A1000	16.5	10.8	7.0	100	
H	E3108A1004	PBT	Bianco	EI101A1000	16.5	10.7	8.7	100	
G	E3208A1004	PBT	Bianco	EI211A1000	16.5	9.5	8.7	100	

Serie 030

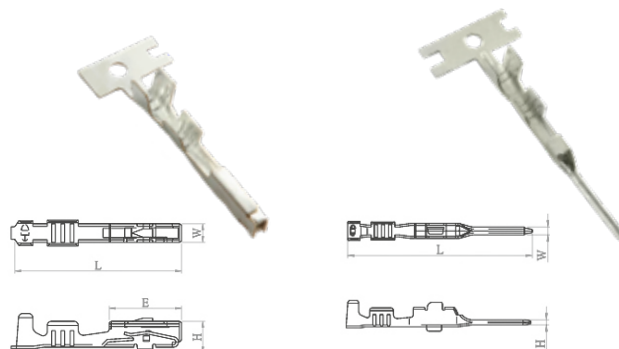
CONNESSIONI AUTOMOTIVE

Terminali + Connettori

Connettori: PBT
Terminali: ottone

TERMINALE
FEMMINA **F**

TERMINALE
MASCHIO **M**

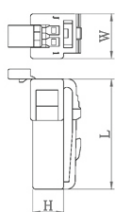


Questi prodotti sono disponibili fino a 24 vie

RIF	CODICE	MATERIALE	TRATTAM.	SEZ. FILO	H	W	L	E	SPESS.	CONF.	NOTE
F	E619403	BS	2	0.3 – 0.5	1.75	1.4	15.3	5.8	0.2	6000	
M	E619503	BS	2	0.3 - 0.5	0.63	0.8	20.0	7.6	0.2	6000	

CONNETTORE
PORTA FEMMINA

EA02FW
2VIE




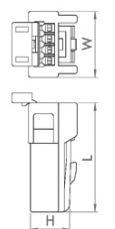
CONNETTORE
PORTA MASCHIO

EA02MW
2VIE




CONNETTORE
PORTA FEMMINA

EA04FW
4VIE



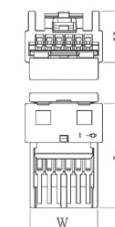
CONNETTORE
PORTA MASCHIO

EA04MW
4VIE



CONNETTORE
PORTA FEMMINA

EA06FW
6VIE



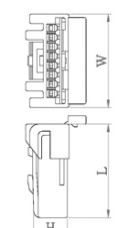
CONNETTORE
PORTA MASCHIO

EA06MW
6VIE



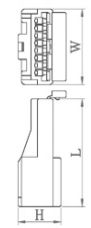
CONNETTORE
PORTA FEMMINA

EA08FW
8VIE



CONNETTORE
PORTA MASCHIO

EA08MW
8VIE



RIF	CODICE	MATERIALE	COLORE	TERMINALE	L	H	W	CONF.	NOTE
A	EA02FW	PBT	Bianco	E619403	20.0	5.6	8.1	200	
B	EA02MW	PBT	Bianco	E619503	29.1	10.3	8.3	200	
C	EA04FW	PBT	Bianco	E619403	20.2	6.8	12.3	200	
D	EA04MW	PBT	Bianco	E619503	29.1	12.8	12.4	200	
E	EA06FW	PBT	Bianco	E619403	19.8	9.75	13.95	100	
F	EA06MW	PBT	Bianco	E619503	29.0	12.5	16.3	100	
G	EA08FW	PBT	Bianco	E619403	20.1	6.8	20.2	300	
H	EA08MW	PBT	Bianco	E619503	29.0	12.5	16.3	300	